

**EMBRY-RIDDLE AERONAUTICAL UNIVERSITY**  
**PURSUIT OF A HIGHER DEGREE (ONE YEAR AFTER GRADUATION)**  
**ALUMNI BY CAMPUS AND EMBRY-RIDDLE DEGREE LEVEL**  
**ALL CAMPUSES**

<b>Year of Graduation</b>	<b>2004</b>	<b>2003</b>	<b>2002</b>	<b>2001</b>	<b>2000</b>	<b>1999</b>	<b>1998</b>
<b>Daytona Beach Campus</b>							
Associate's Degrees	--	* (2)	100.0% (3)	41.4% (7)	40% (5)	17.3% (5)	0% (6)
Bachelor's Degrees	15.3% (168)	20.3% (209)	15.2% (155)	17.0% (229)	22.3% (202)	14% (192)	14.1% (152)
Master's Degrees	0% (28)	4.50% (18)	11.9% (17)	0% (20)	13.6% (26)	0% (22)	29.2% (17)
<b>Campus Total</b>	13.9% (196)	19.0% (229)	16.5% (175)	16.5% (256)	22.2% (233)	12.9% (219)	15.5% (175)
<b>Prescott Campus</b>							
Bachelor's Degrees	19.7% (86)	17.1% (96)	22.1% (50)	10.2% (93)	15.5% (89)	5.4% (89)	13.3% (82)
<b>Campus Total</b>	19.7% (86)	17.1% (96)	22.1% (50)	10.2% (93)	15.5% (89)	5.4% (89)	13.3% (82)
<b>Worldwide</b>							
Associate's Degrees	65.1% (35)	67.4% (38)	69.5% (32)	65.4% (52)	64.8% (52)	55.9% (57)	60.1% (43)
Bachelor's Degrees	24.0% (114)	22.7% (117)	29.9% (129)	15.8% (159)	24.9% (178)	24.9% (234)	30.2% (228)
Master's Degrees	4.8% (115)	7.00% (150)	2.6% (127)	5.7% (166)	2.4% (156)	1.4% (130)	2.2% (113)
<b>Campus Total</b>	21.6% (264)	20.5% (305)	24.3% (288)	14.9% (377)	17.5% (386)	17.4% (421)	20.1% (384)
<b>All Campuses (Combined)</b>							
Associate's Degrees	65.1% (35)	66.5% (40)	72.1% (35)	60.7% (59)	59.7% (57)	48.9% (62)	50.6% (49)
Bachelor's Degrees	20.9% (368)	21.3% (422)	25.2% (334)	15.5% (481)	23.2% (469)	19.5% (515)	23.5% (462)
Master's Degrees	4.3% (143)	6.80% (168)	3.4% (144)	5.3% (186)	3% (182)	1.3% (152)	4.3% (130)
<b>University Total</b>	19.6% (546)	19.8% (630)	22.4% (513)	14.9% (726)	18.2% (708)	15.5% (729)	18.5% (641)

( ) Number of respondents

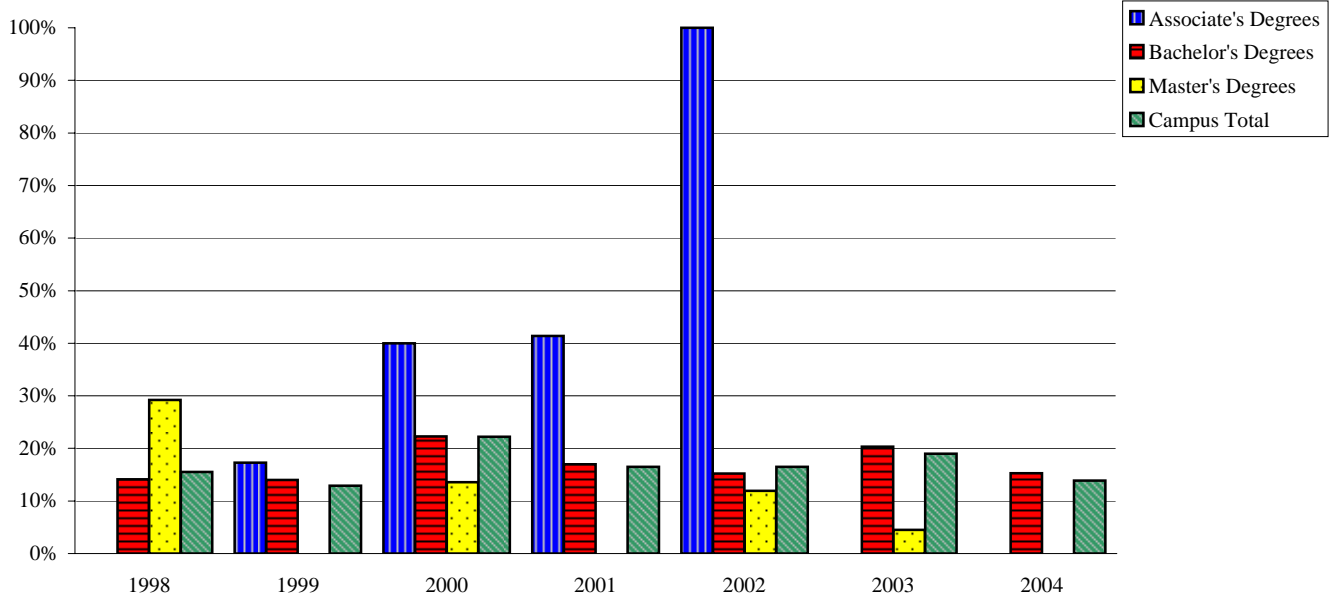
\* Too few respondents to report

NOTE: 1. Statistics are from respondents to the Alumni Survey one year after graduation.

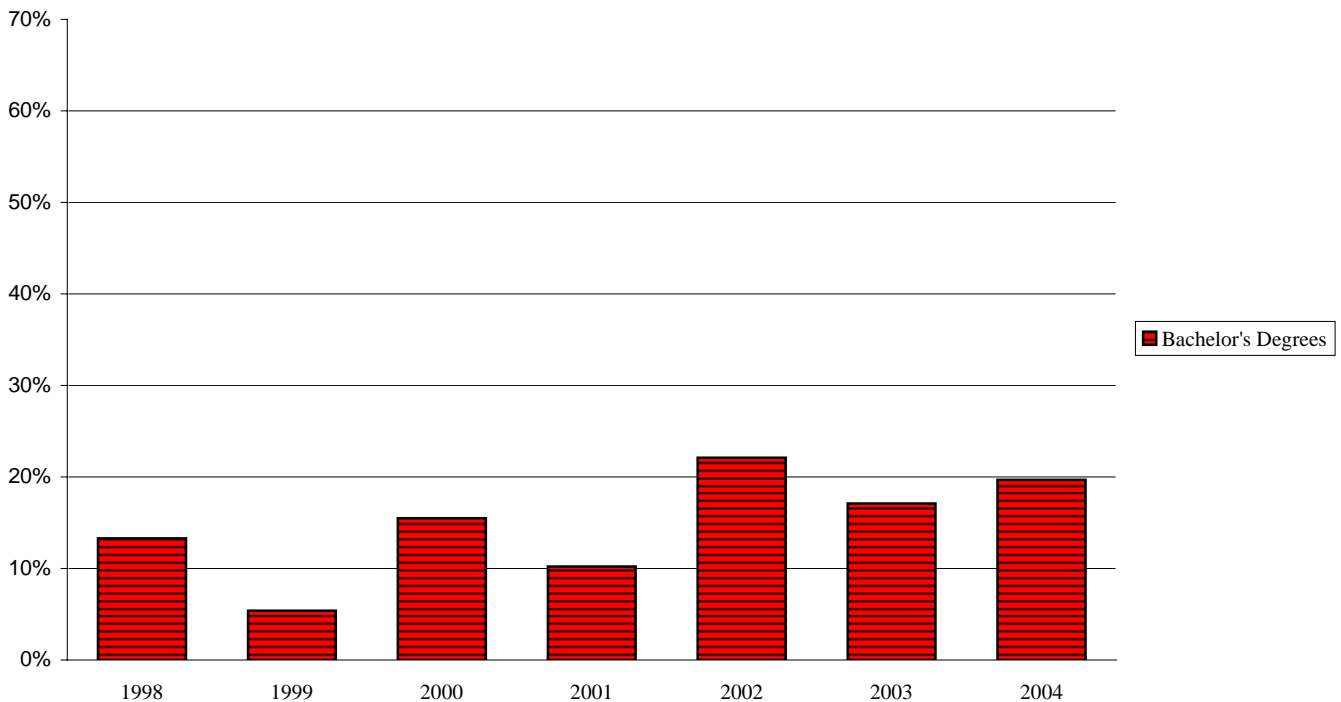
2. The data were statistically weighted to correct for disproportionate response rates and sampling so that the composition of the respondent group is representative of the targeted ERAU graduating class. ( ) number of respondents is unweighted, % number is weighted.

SOURCE: Office of Institutional Research

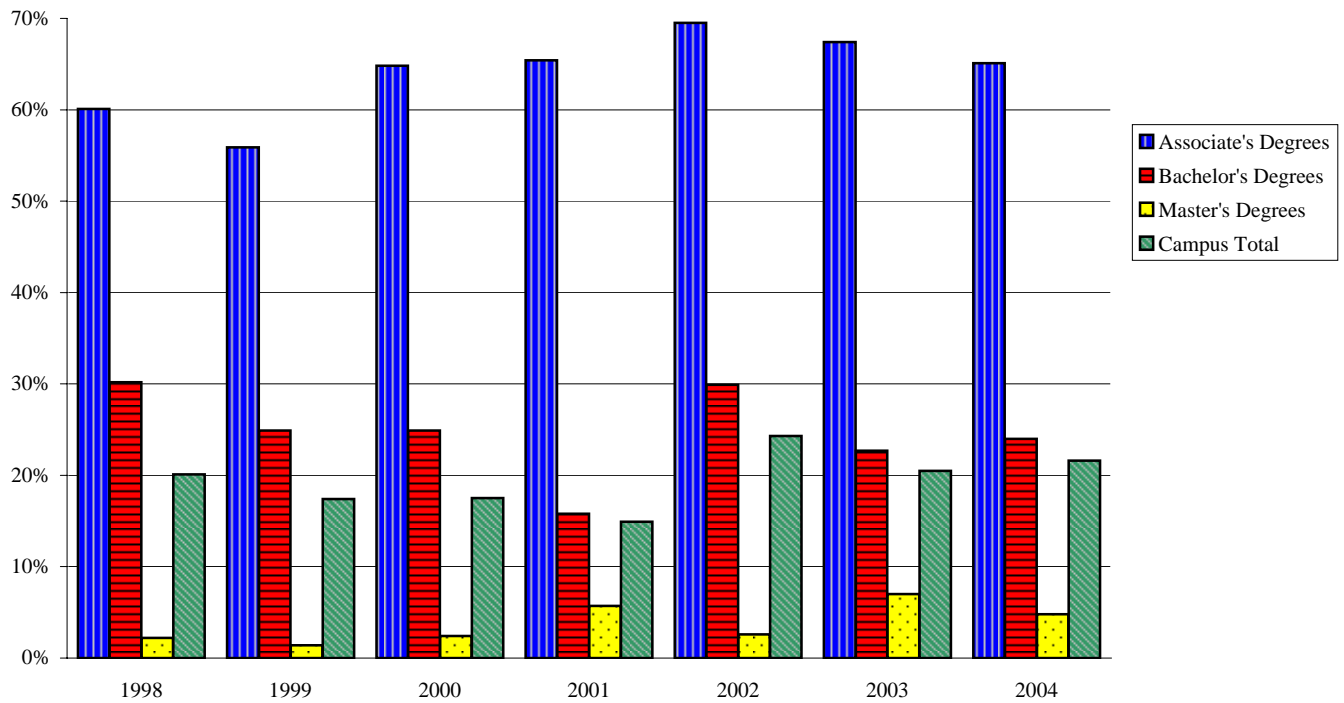
**EMBRY-RIDDLE AERONAUTICAL UNIVERSITY  
PURSUIT OF A HIGHER DEGREE (ONE YEAR AFTER GRADUATION)  
ALUMNI BY ERAU DEGREE LEVEL  
Daytona Beach Campus**



**EMBRY-RIDDLE AERONAUTICAL UNIVERSITY  
PURSUIT OF A HIGHER DEGREE (ONE YEAR AFTER GRADUATION)  
ALUMNI BY ERAU DEGREE LEVEL  
Prescott Campus**



**EMBRY-RIDDLE AERONAUTICAL UNIVERSITY  
PURSUIT OF A HIGHER DEGREE (ONE YEAR AFTER GRADUATION)  
ALUMNI BY ERAU DEGREE LEVEL  
Worldwide**



**EMBRY-RIDDLE AERONAUTICAL UNIVERSITY  
PURSUIT OF A HIGHER DEGREE (ONE YEAR AFTER GRADUATION)  
ALUMNI BY ERAU DEGREE LEVEL  
All Campuses**

